

Lighting Africa 2008

Global Business Conference for Modern Lighting

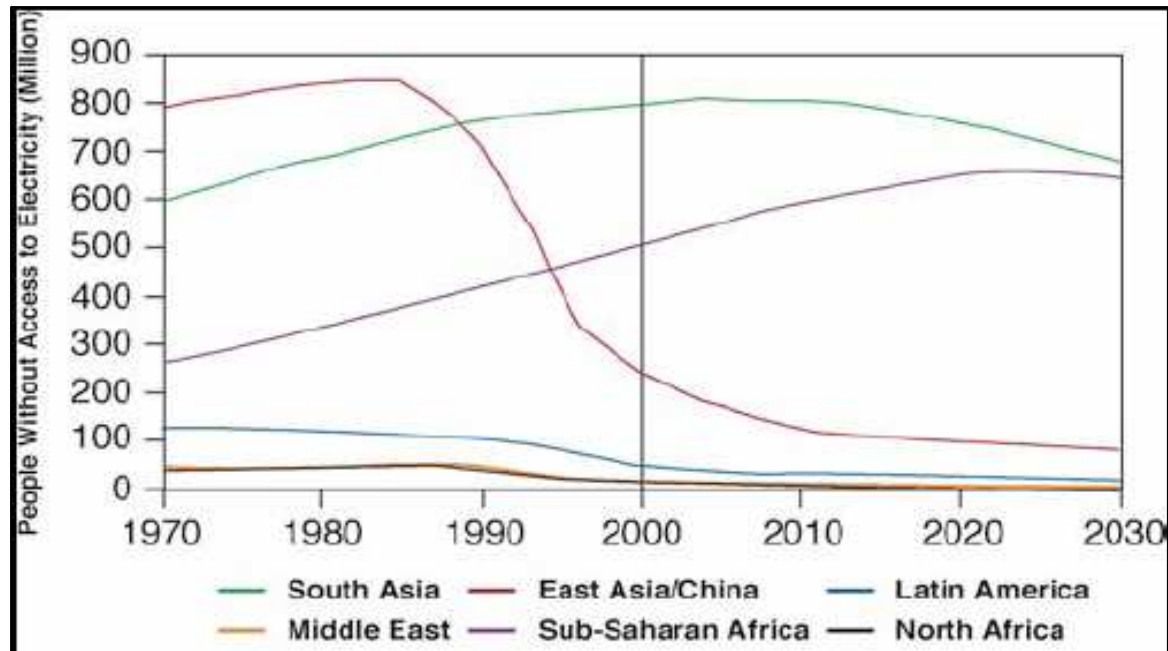


“Making a Difference”

Lighting Africa - Transforming Lives

Leo Blyth, Managing Director of Solapak LTD. (Kenya)

Africa only region with non-electrified population projected to expand

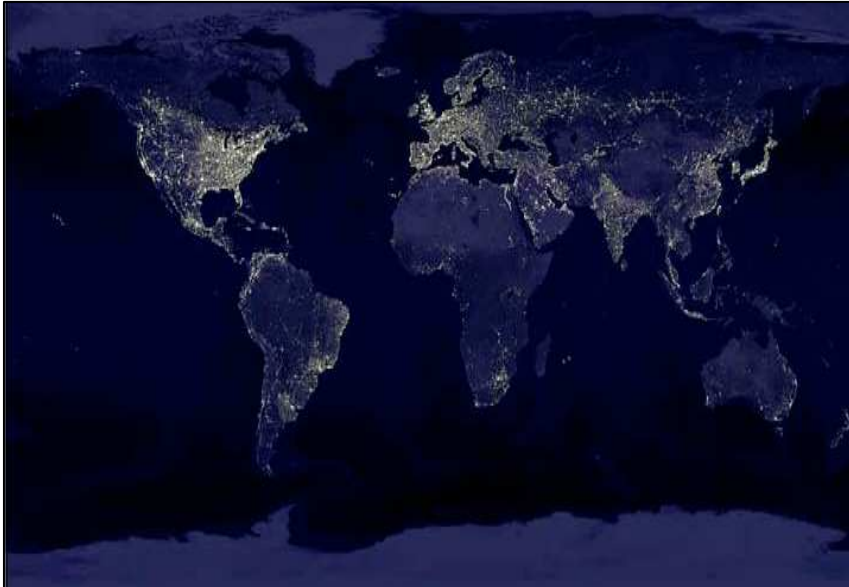


[U.S.] International Energy Agency

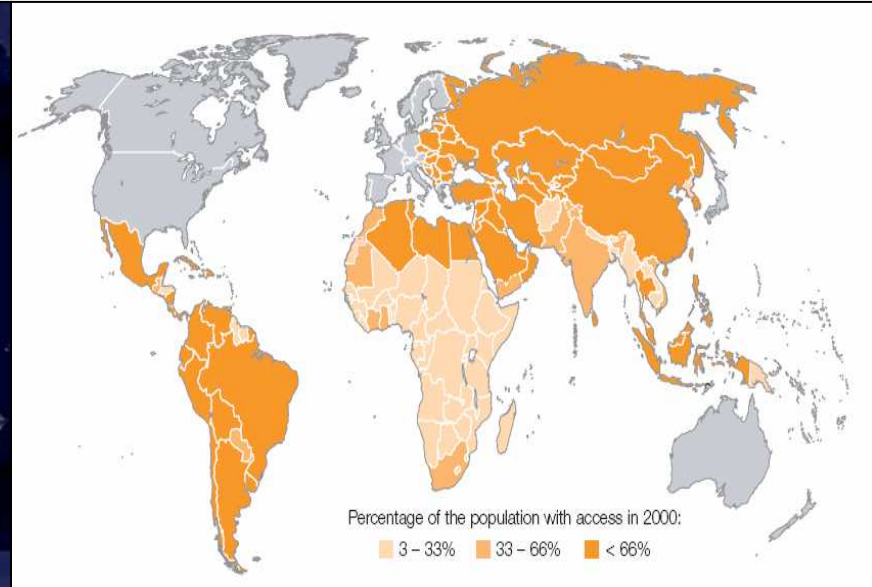
- Africa home to the one of the largest proportions of world's un-electrified "2 billion".
- Population growth outstripping the increases in electricity coverage.
- Centralised grid electrification not viable for majority of domestic rural electrification.
- Un-electrified people pay highest cost for electricity & energy access.

Whatever way you look at it

Lighting Africa has the potential to make a significant difference
Transforming the lives of the millions who currently live off-grid & in the dark



Lawrence Berkeley National Laboratory (LBNL)



UN-Energy: Energy & the Millennium Development Goals

- **Human Development**
- **Economic Opportunity**
- **Environmental Sustainability**



Human Development

Modern lighting supports human development

Health & Wellbeing:

- **Reduce** Indoor Air Pollution.
- **Enhance** healthcare services.
- **Increase** security

Quality of Life:

- **Improve** night time living conditions
- **Save** money & time replacing poor quality alternatives
- **Extend** peoples useful days into the night.

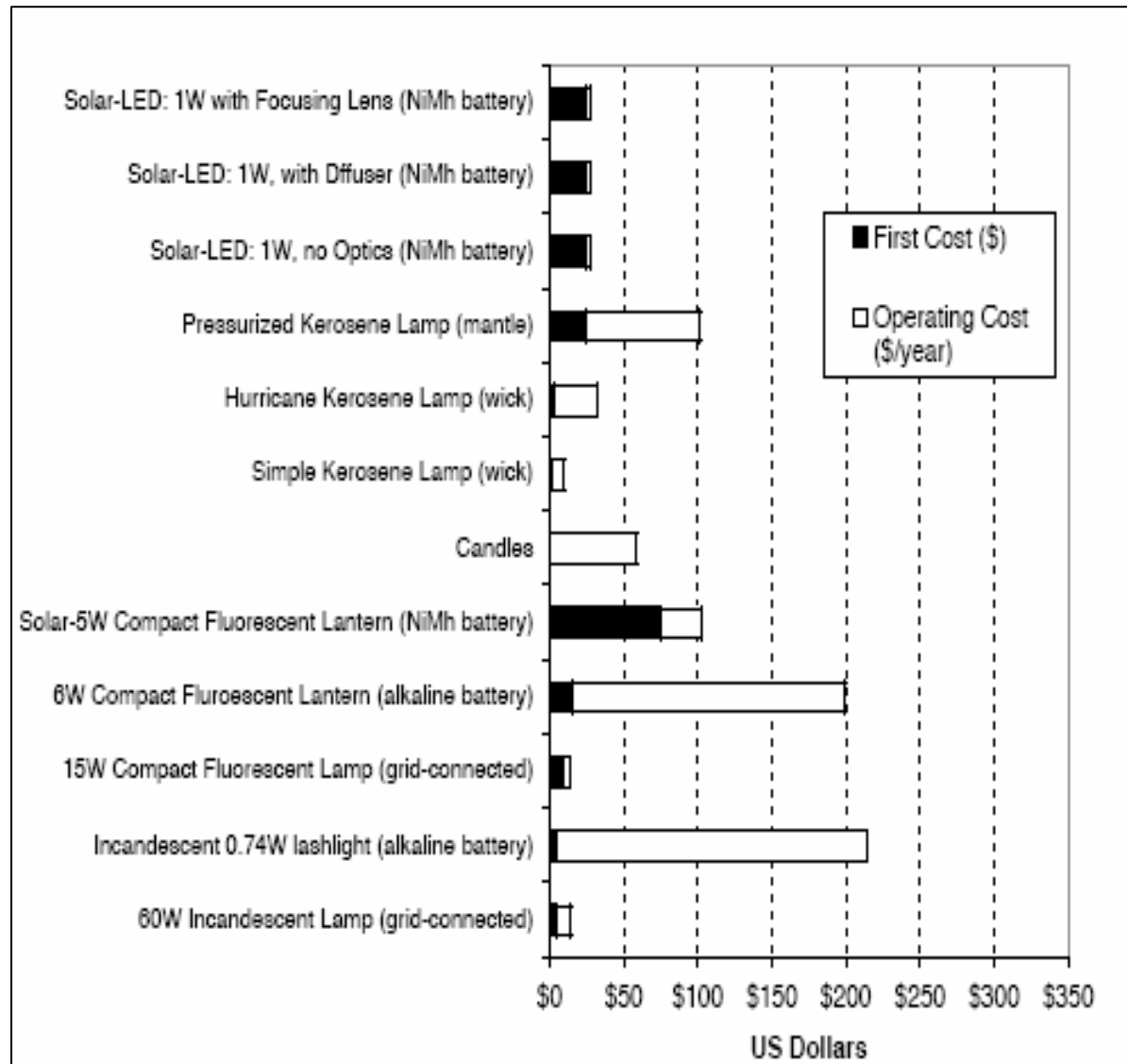
Education:

- **Enable** night time home study
- **Upgrade** conditions for public servants & schools
- **Provide** information access & assist communications



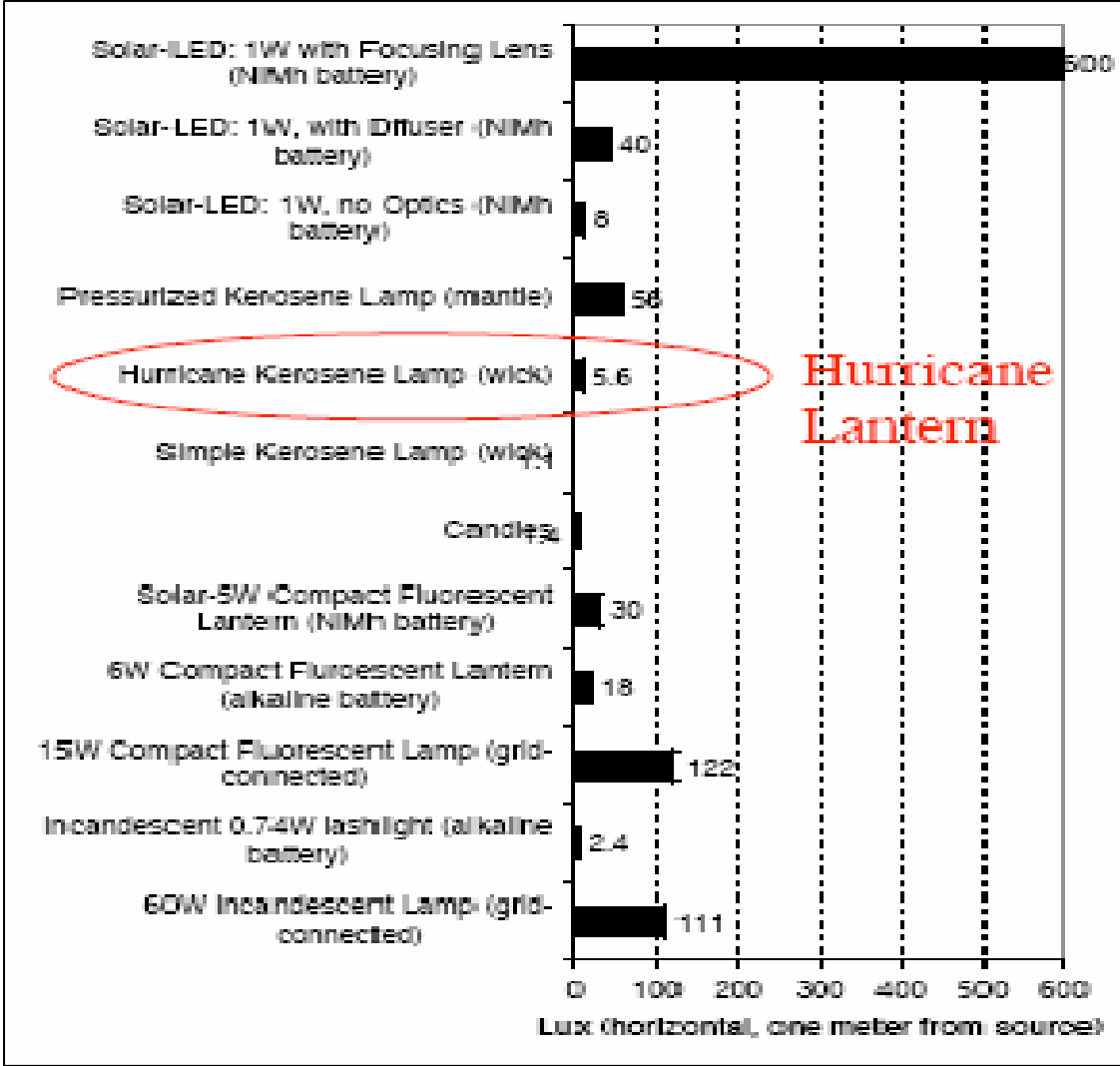
Economic Opportunity

Purchase & operating cost comparisons



Lawrence Berkeley National Laboratory (LBNL)

Cost Vs spread of comparative illumination

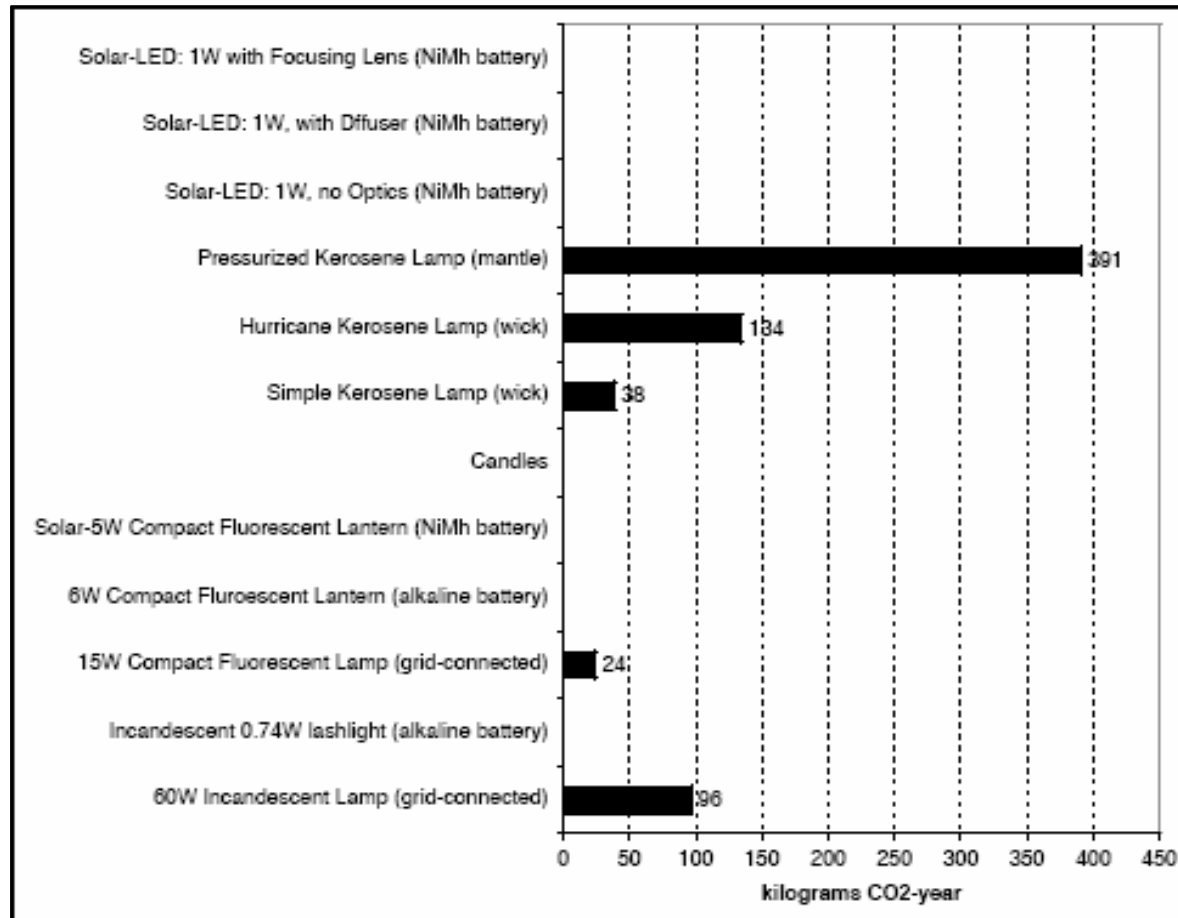


Lawrence Berkeley National Laboratory (LBNL)



Environmental Sustainability

Dramatic reduction in greenhouse gas emissions using modern lighting services



Comparative emissions for alternative means of lighting

Energy & emissions reductions by replacing fuel-based lighting with modern lighting means

	Number of Light Sources	Annual GHG Emissions (MT CO2)	Change	Annual Cost (\$B)	Change	Service Level (lumens/house)	Service Index (Basecase=1)
Baseline - 3 Kerosene Lamps per Household	3	244	--	48	--	30	1
Baseline Number of Light Sources							
60W incandescents	3	115	-53%	11	-77%	2,700	90
15W CFLs	3	29	-88%	3	-94%	2,700	90
1W LEDs	3	2	-99%	0.2	-99.6%	90	3
More Light Sources							
60W incandescents	10	1150	371%	115	140%	9,000	300
15W CFLs	10	287	17%	28.7	-40%	9,000	300
1W LEDs	10	19	-92%	2	-96%	300	10
Constant Carbon Emissions							
60W incandescents	2.1	244	0%	24	-50%	1,890	63
15W CFLs	8.5	244	0%	24	-50%	7,650	255
1W LEDs	128	244	0%	24	-50%	3,840	128

Working together we make the difference delivering modern lighting products/services



Enable small enterprise




Increase productivity of days

Reduce pollution



Create new businesses



Improve safety & living conditions



SOLAPAK LTD.

Power & Light

Whatever Wherever Whenever

Solapak@wananchi.com